



Google Classroom

1. Accessing Google Classroom

- 1** Locate Google Classroom.
There are a number of ways to do this...

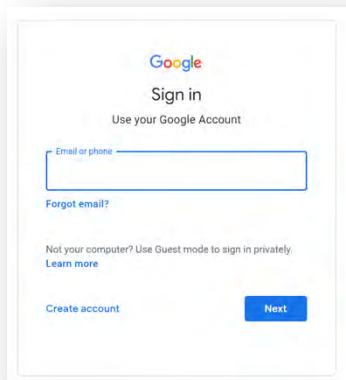
Simply search for Google Classroom using a search engine.

OR

If students are familiar with their Student Portal, they can log in to it and then find Google Classroom from G-Suite.

Login to Google Classroom

- 2** *Depending on the method you used to locate Google Classroom you may be required to login using your student email address.*



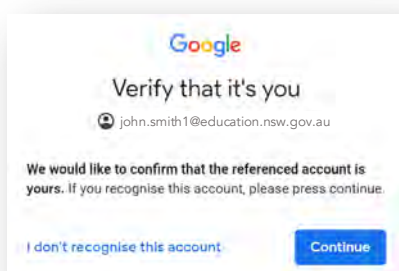
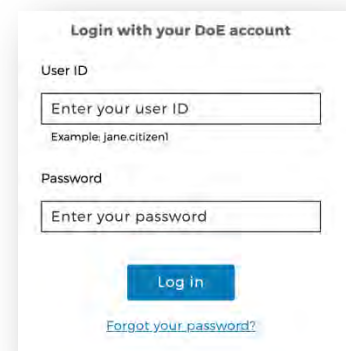
Type in your student email address. It will follow the following format. Your first name / dot / your last name / you may have a number also / followed by @education.nsw.gov.au – see example: **john.smith1@education.nsw.gov.au**

Then click next.

You will then be directed to the Department of Education Single Sign-on Page. Here you will need to use the following in order to login.

User ID - **john.smith1**

Password – the student will need to use their regular password they use to login to technology at school



Finally, you will then need to click 'Continue' to verify your identity.

- 3** You will then be directed to the home page for Google Classroom, which will display a tile for each of the classes you are currently enrolled in. You can access each class by clicking in the tile. See our other Quick Reference Guides about joining and using features of Google Classroom.